

# KAPA EvoPlus Boost Kit

## Boost your performance, advance your research

Enhance your NGS sample prep workflow and increase sequencing performance with **KAPA EvoPlus Boost Kits**. This advanced enzymatic DNA library prep solution rivals mechanical shearing methods by delivering exceptional fragmentation, higher conversion efficiency, and fewer sequencing artefacts\*. Now with an optimised amplification mix, the KAPA EvoPlus Boost Kits deliver unparalleled performance and confidence for your WGS, WES, and targeted sequencing applications.

- **Increase efficiency** and convenience with **all-in-one enzyme & buffer ReadyMixes**—available in either **automation-friendly** reagent **plates** or tubes
- **Recover more information** with enhanced library conversion by the engineered KAPA EvoT4 DNA Ligase
- **Maximise sequencing efficiency** by ensuring high uniformity and fewer dropouts in difficult regions with an optimised low-bias PCR mix (KAPA EvoAmp ReadyMix)
- Skip mechanical fragmentation – **without the bias** often associated with enzymatic fragmentation



**2 hrs**  
Workflow Time

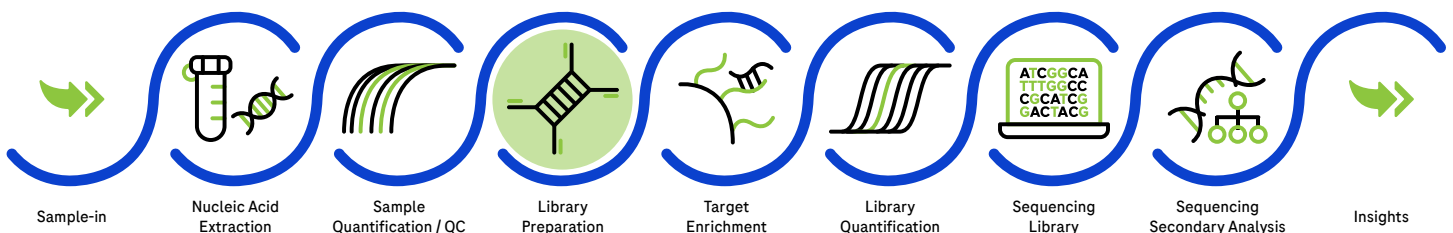


**30 min**  
Hands-on Time



**0.1-500 ng**  
Input Amount

Constantly evolving, efficient, and complete solutions



\*Compared to existing KAPA DNA library prep chemistries.

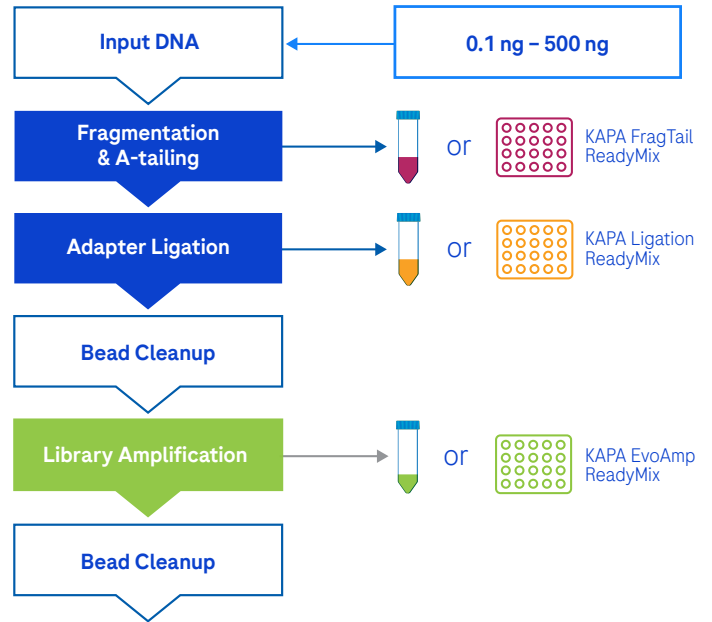
## Increase efficiency and convenience

- Simplify library prep and reduce the risk of human error with a **simplified workflow**, including one-step Fragmentation & A-tailing
- Decrease hands-on-time and the number of reagents with **ReadyMix formulations** available in tubes or automation-friendly plates
- Produce sequencing-ready or target-capture-ready libraries in **2 hr**

**Figure 1: KAPA EvoPlus Boost Kits are ready-to-use; no master mix preparation is required.**

NOTES: KAPA full-length UDI adapters are only available in 96-well plates. KAPA Universal Adapters, which are used in combination with KAPA UDI Primer Mixes and require amplification, are available in plates or tubes. KAPA HyperPure Beads, UDI Adapter Kits & KAPA Library Amplification Primer Mix (10X) are sold separately.

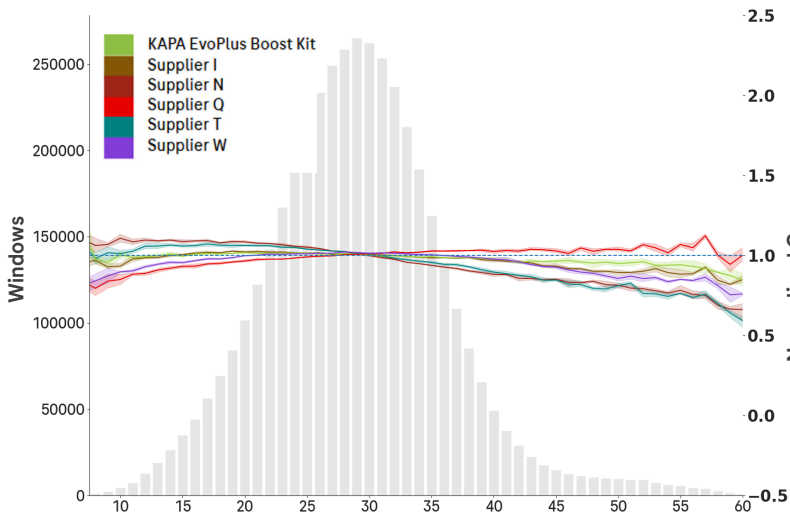
### KAPA EvoPlus Boost Kit



## Exceptional coverage uniformity, with high fidelity and minimal GC bias

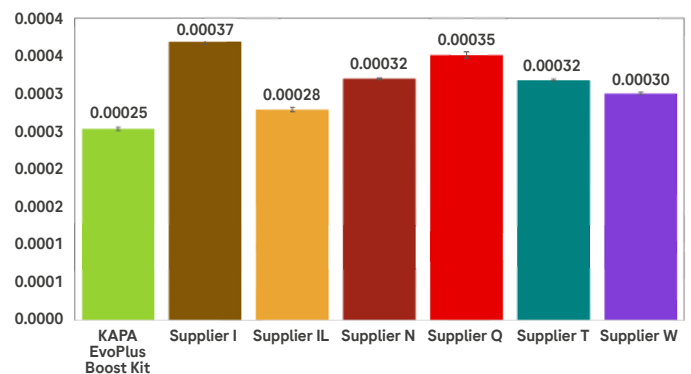
- Increase **sequencing efficiency** by enhancing **coverage uniformity and accuracy**
- Deliver high-quality **sequencing results** with **low error rates** and **minimal artefact** generation for reliable outputs

### A. Coverage uniformity

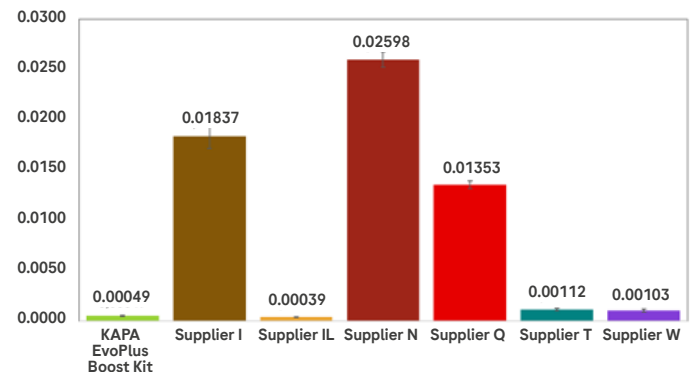


**Figure 2: KAPA EvoPlus Boost Kits deliver low-bias amplification, and minimal artefacts for superior sequencing quality.** Whole genome sequencing libraries were prepared using 0.1 ng of DNA (*C. difficile*) with the KAPA EvoPlus Boost Kits or Supplier I, Supplier IL, Supplier N, Supplier Q, Supplier T and Supplier W, following each supplier's instructions for use. (A) Lower amplification bias with the KAPA EvoPlus Boost Kits, resulting in uniform coverage across the *C. difficile* genome. Best balance of highest sequencing economy and result confidence observed with the KAPA EvoPlus Boost Kits by (B) Lowest error rate and (C) ultra-low artefact rate compared to suppliers.

### B. Error rate

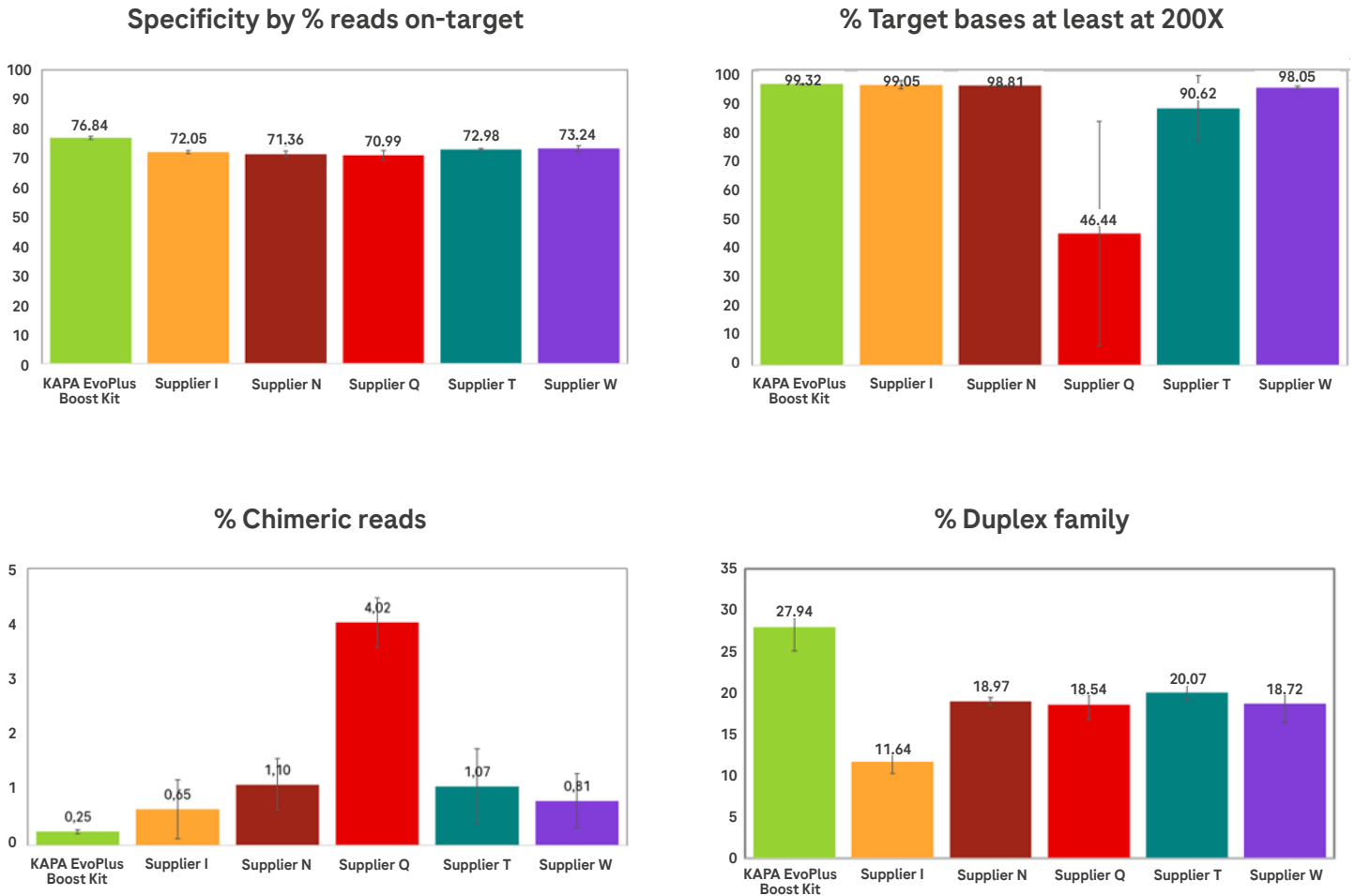


### C. Artefact rate



## Skip mechanical fragmentation – without the bias

- Achieve **higher sequencing efficiency** with exceptional specificity and duplex molecule recovery
- **Minimise sequencing artefacts** and **boost result confidence** compared to mechanical fragmentation methods



**Figure 3. Improved sequencing performance in target capture workflow utilising FFPET DNA.** 50 ng of low quality FFPET DNA was used to prepare triplicate libraries with the KAPA EvoPlus Boost Kit and mechanical fragmentation kits of Supplier I, Supplier N, Supplier Q, Supplier T and Supplier W, following each supplier's instructions for use. Libraries were enriched with the KAPA HyperCap Oncology Panel (214 Kb), following the KAPA HyperCap FFPET Evolved workflow instructions<sup>1</sup>. (A) The KAPA EvoPlus Boost Kit had one of the highest percentage of reads on-target compared to mechanical fragmentation suppliers and (B) very high percentage of target bases covered by at least 200X compared to mechanical fragmentation suppliers, thereby showcasing the optimal utilisation of sequencing throughput. (C) The KAPA EvoPlus Boost Kit had the lowest percentage of Chimeras present and (D) the highest duplex recovery, resulting in higher data confidence<sup>2</sup> compared to mechanical fragmentation suppliers (Supplier I, Supplier N, Supplier Q, Supplier T and Supplier W).

1. KAPA EvoPlus Boost Kit data generated in 2025, separate from other supplier data generated in 2024.

2. Chen, *et al.* (2024). Characterization and mitigation of artifacts derived from NGS library preparation due to structure-specific sequences in the human genome. *BMC Genomics* 25:227.

## Ordering Information

Roche Cat. No	Description	Kit size	Format
10613696001	KAPA EvoPlus Boost (24rxn)*	24 reactions	Tube
10613700001	KAPA EvoPlus Boost (96rxn)*	96 reactions	Tube/Bottle
10613718001	KAPA EvoPlus Boost (384rxn)*	384 reactions	Bottle
10613726001	KAPA EvoPlus Boost, plated format (96rxn)*	96 reactions	Plate
07958994001	KAPA Library Amplification Primer Mix (250rxn)	250 reactions	Tube
09420410001	KAPA Library Amplification Primer Mix (384 rxn)	384 reactions	Bottle
09420479001	KAPA Library Amplification Primer Mix 96-well plate (96rxn)	96 reactions	Plate

\*KAPA Library Amplification Primer Mix (10X) not included, sold separately

*For additional pack sizes, please contact your local Roche representative.*



For Research Use Only. Not for use in diagnostic procedures.

EVOAMP, HYPERCAP, KAPA, EVOT4 and KAPA EVOPLUS are trademarks of Roche.

All other product names and trademarks are the property of their respective owners.

© 2025 Roche

**Roche Diagnostics Australia Pty Limited**

2 Julius Avenue  
North Ryde NSW 2113  
Ph +61 2 9860 2222  
ABN 29 003 001 205

[sequencing.roche.com](http://sequencing.roche.com)



MC-AU-04343

Distributed by Abacus dx

1800 ABACUS (AUS) 0800 222 170 (NZ) | [info@abacusdx.com](mailto:info@abacusdx.com) | [www.abacusdx.com](http://www.abacusdx.com)

abacus dx